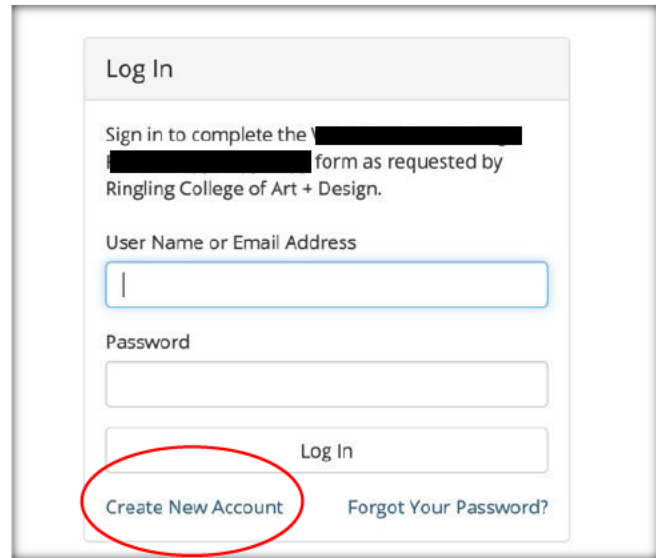


# Dynamic Forms Registration Instructions

## 1. Create New Account



Log In

Sign in to complete the [redacted] form as requested by Ringling College of Art + Design.

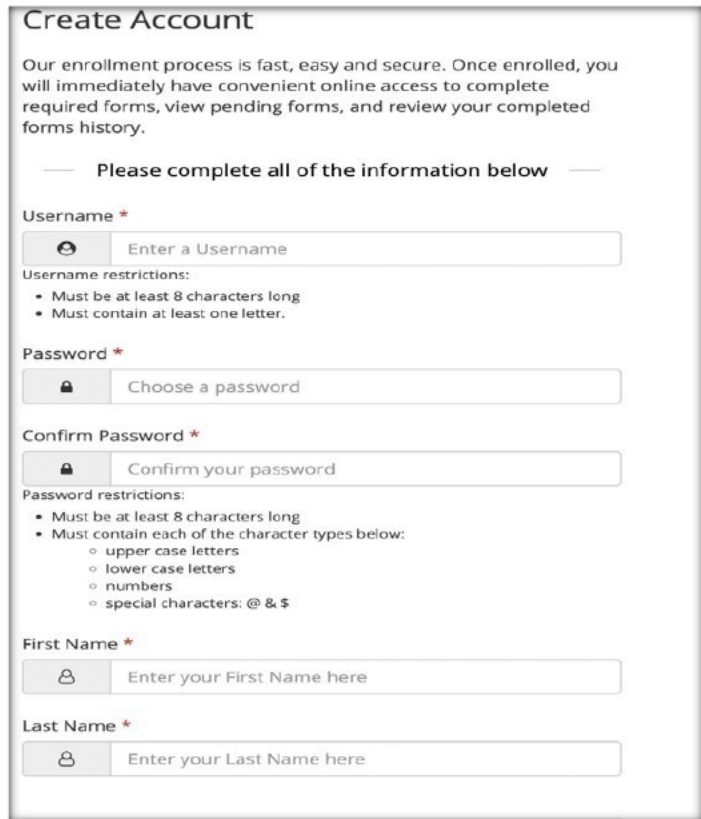
User Name or Email Address

Password

Log In

[Create New Account](#) [Forgot Your Password?](#)

## 2. Fill in Required Fields



Create Account

Our enrollment process is fast, easy and secure. Once enrolled, you will immediately have convenient online access to complete required forms, view pending forms, and review your completed forms history.

— Please complete all of the information below —

**Username \***

Username restrictions:

- Must be at least 8 characters long
- Must contain at least one letter.

**Password \***

**Confirm Password \***

Password restrictions:

- Must be at least 8 characters long
- Must contain each of the character types below:
  - upper case letters
  - lower case letters
  - numbers
  - special characters: @ & \$

**First Name \***

**Last Name \***


### 3. Verify and Activate Account

## Verify your email

We sent an email to your inbox

Please visit the link provided in that email to confirm your email address and activate your account.

NOTE: If you do not receive the confirmation email in your inbox, please check your junk and/or spam folders.

 **notify@ngwebsolutions.com**  
to me ▾

Hello [redacted] Thank you for creating a Dynamic Forms account!

In order to complete your account registration, you must confirm your email by visiting the link below:

[Confirm Email](#)

## Account Activated

Congratulations, you have successfully confirmed your email and activated your account.

[Log in to Dynamic Forms](#)

### 4. Log In Dynamic Forms

#### Log In

Sign in to complete the [redacted] form as requested by Ringling College of Art + Design.

User Name or Email Address

Password

[Create New Account](#)   [Forgot Your Password?](#)